



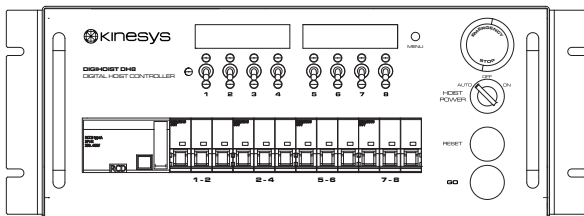
overview

The DigiHoist platform is a range of intelligent chain hoist controllers incorporating an advanced digital communications link. Options include LibraCELL connectivity for load monitoring as well as encoder and Ethernet connectivity for enhanced positioning control.

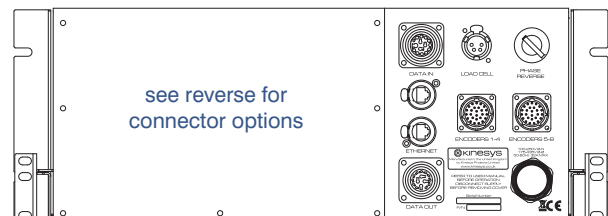
At the core of the system is a digital communications link that enables multiple units to be daisy chained together. The link incorporates self-healing emergency stop connections eliminating the need for shorting plugs in the system. Linked units will automatically address channels according to their position in the chain.

High resolution graphic displays offer comprehensive channel feedback including channel number, status, LibraCELL and encoder information.

Safety features include hoist presence indication, limit monitoring, and group halting on fault conditions.



front panel view



rear panel view

features

- Low voltage and direct control versions available
- 8 channel capacity
- Link up to 12 units (96 channels) together in a single chain
- Multiple chains can be linked via Ethernet for larger system requirements
- Hoist presence and limit detection (low voltage units only)
- Individual channel feedback displays
- Self-healing emergency stop connections
- 8, 16 and 32 channel handheld remote options
- When used with DigiLink, multiple remotes can be used simultaneously to control a system
- 'GO' link to allow multiple units to be controlled from a single go button
- Local controls on the front panel
- User interface available in multiple languages
- Automatic phase reversal with user override key switch
- Universal voltage input for worldwide use
- Miniature circuit breaker (MCB) protection for each pair of hoists
- Optional RCD protection available
- Permanent and switched hoist power modes for use with 'pickles'
- Various output options include Socapex, Harting, P14 and Ceeform
- Optional upgrade for LibraCELL connectivity with local underload and overload limits
- Optional upgrade for Ethernet and position encoder (pulse, incremental or absolute) connectivity

DigiHoist

digital hoist controller

specifications

POWER SUPPLY

- 3-phase + neutral + earth 50-60Hz
- 175-435V phase-phase 32A maximum

MAINS INPUT

- 5-pin 32A Red 'Ceeform' type plug to IEC60309 on 1.5m trailing lead

CONTROLS

- Phase reverse switch (low voltage version only)
- Emergency stop button
- 3-position toggle switches for manual up-off-down operation
- Mode select switch to select off, auto and on operation
- RESET and GO buttons

INDICATORS

- Individual channel status LEDs
- High resolution graphic displays

HOIST CONNECTIONS

- See options panel below

CONTROL CONNECTIONS

- Amphenol C16-3 Link In Male 14+PE
- Amphenol C16-3 Link Out Female 14+PE

ENCLOSURE

- 1.5mm steel; matt black powder coat finish

ENVIRONMENTAL

- IP30

OPERATING TEMPERATURE

- 0 - 55°C (32-131 °F)

COOLING

- Natural air cooling

DIMENSIONS

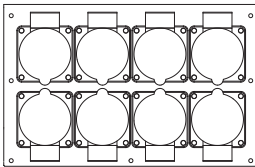
- 424 x 178 x 400mm excluding cables, connectors and mounting hardware
- 4U 19" rack mountable

WEIGHT

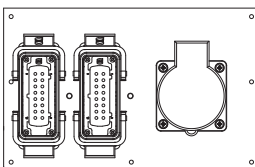
- 18 - 25 kg (depending on configuration)

options

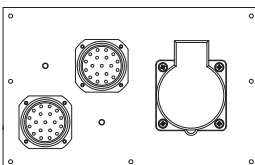
Direct Control



8 x Cee Form

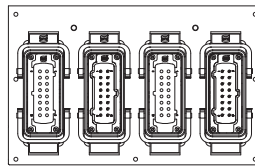


2 x Harting 16 + 32A

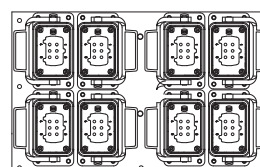


2 x Socapex 19 + 32A

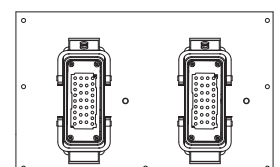
Low Voltage Control



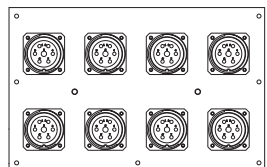
4 x Harting 16



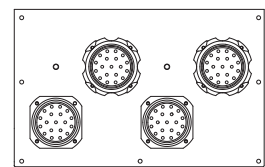
8 x Harting 6



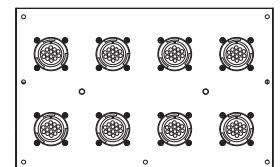
2 x Harting 32



8 x Socapex 7




4 x Socapex 19

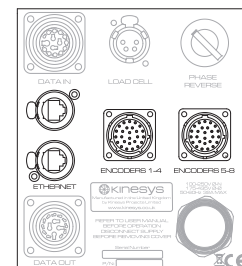


8 x P14

Load Cell Input



Encoders & Control



 Manufactured in Great Britain by Kinesys Projects Limited

©Kinesys Projects Limited Kinesys reserves the right to change specifications without notice

Kinesys Projects Limited Unit 2 Kempton Gate, Oldfield Road, Hampton, Middlesex TW12 2AF UK
t +44 (0)20 8481 9850 f +44 (0)20 8487 0396 www.kinesys.co.uk